













Childcare Needs at UVic

1. Please indicate your primary role at UVic:			Response Percent	Response Count
Senior Instructor			2.6%	15
Sessional			3.6%	21
Staff			38.8%	225
Undergraduate Student			0.7%	4
Graduate Student			12.8%	74
Assistant Professor			12.9%	75
Associate Professor			12.6%	73
Professor			6.9%	40
Artist in Residence			0.2%	1
Lecturer			3.6%	21
Librarian			2.8%	16
PEA			5.5%	32
		Other (please specify)		32
		<i>answered question</i>		580
		<i>skipped question</i>		24













2. What is your age?			
		Response Percent	Response Count
<20		0.2%	1
20-29		9.8%	59
30-39		33.9%	204
40-49		31.4%	189
50-59		21.0%	126
60+		3.7%	22
		answered question	601
		skipped question	3







3. What is your sex?			
		Response Percent	Response Count
Male		31.0%	182
Female		69.0%	406
		answered question	588
		skipped question	16


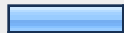
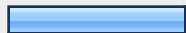

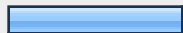
4. What is your hourly work/student status?			
		Response Percent	Response Count
Full Time		90.2%	533
Part Time		9.8%	58
		Percentage of FTE?	77
		answered question	591
		skipped question	13

5. What is your current household income?

		Response Percent	Response Count
<\$20,000	<input type="checkbox"/>	3.1%	18
\$20,000 - \$29,000	<input type="checkbox"/>	4.0%	23
\$30,000 - \$39,000	<input type="checkbox"/>	7.3%	42
\$40,000 - \$49,000	<input type="checkbox"/>	6.3%	36
\$50,000 - \$59,000	<input type="checkbox"/>	5.1%	29
\$60,000 - \$69,000	<input type="checkbox"/>	6.6%	38
\$70,000 - \$79,000	<input type="checkbox"/>	10.6%	61
\$80,000 - \$89,000	<input type="checkbox"/>	10.1%	58
\$90,000 - \$100,000 +	<input type="checkbox"/>	46.8%	268
		<i>answered question</i>	573
		<i>skipped question</i>	31

6. Which faculty are you in?			
		Response Percent	Response Count
N/A		13.8%	82
Business		2.5%	15
HSD		7.3%	43
Science		13.8%	82
Education		6.4%	38
Humanities		14.5%	86
Engineering		8.6%	51
Law		1.9%	11
Fine Arts		4.0%	24
Medical Sciences		1.2%	7
Social Sciences		12.6%	75
Non Academic		15.0%	89
		<i>answered question</i>	593
		<i>skipped question</i>	11

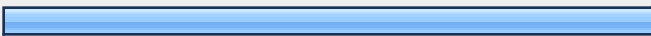
7. How many dependent children do you have under the age of 25?				
			Response Percent	Response Count
0			35.3%	212
1			30.8%	185
2			28.7%	172
3			4.8%	29
4			0.0%	0
5			0.2%	1
6			0.0%	0
More than 6			0.2%	1
			<i>answered question</i>	600
			<i>skipped question</i>	4



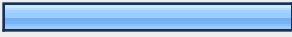


8. Please comment on the following statement. The availability of daycare or out-of-school care facilities at UVic was an important consideration when I decided to attend/work at UVic.				
			Response Percent	Response Count
Completely agree			22.8%	84
Somewhat agree			17.3%	64
Neither agree nor disagree			26.8%	99
Somewhat disagree			6.5%	24
Completely disagree			26.6%	98
			<i>answered question</i>	369
			<i>skipped question</i>	235

9. How many children aged 6 years or under do you have in your household?			
		Response Percent	Response Count
Please enter a numerical answer	<input type="text"/>	97.5%	345
1	<input type="checkbox"/>	3.1%	11
2	<input type="checkbox"/>	1.4%	5
3	<input type="checkbox"/>	0.6%	2
4	<input type="checkbox"/>	0.6%	2
more	<input type="checkbox"/>	0.6%	2
answered question			354
skipped question			250

10. How many children in your household 6 years of age and under are (numerical answer only and if you have none, please move onto page 3 of this survey)				
		Response Average	Response Total	Response Count
in UVic daycare		0.37	44	120
in another form of full-time daycare		0.61	72	119
in part-time daycare or kindergarten		0.59	56	95
cared for by a paid caregiver at home		0.37	29	79
cared for by a family member at home		0.76	79	104
cared for in another way, namely ...		0.11	7	63
answered question			204	
skipped question			400	







11. If space were available how many children aged 6 years or under in your household would be in UVic childcare (numerical answer only)(given current UVic childcare conditions and rates)?		
		Response Count
		203
<i>answered question</i>		203
<i>skipped question</i>		401


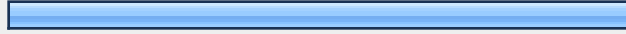
12. How many children in your household attend elementary school? (numerical answer please)			
		Response Percent	Response Count
Number of children		100.0%	336
<i>answered question</i>			336
<i>skipped question</i>			268

13. How many of your children are (numerical answer please) (if you have none, please move onto page 4 of this survey)			
		Response Percent	Response Count
in UVic out-of-school care ("Centre 6")		60.3%	105
in another form of out-of-school care		60.9%	106
cared for by a paid caregiver at home		44.3%	77
cared for by a family member at home		57.5%	100
cared for in another way, namely		38.5%	67
<i>answered question</i>			174
<i>skipped question</i>			430

14. If space were available, how many children in your household who attend elementary school would be in UVic out-of-school care (given current UVic out-of-school care conditions and rates)? Please comment.		
		Response Count
		151
	<i>answered question</i>	151
	<i>skipped question</i>	453

15. Do you or did you ever have a child of appropriate age that you decided not register on the wait list for UVic daycare or out of school care?		
		Response Count
		458
	<i>answered question</i>	458
	<i>skipped question</i>	146

16. If to the question above your answer is yes, please indicate why (check all that apply).			
		Response Percent	Response Count
Childcare was already arranged		25.5%	47
Did not want group childcare		6.5%	12
UVic childcare was inconvenient or undesirable (explain)		18.5%	34
The wait list was too long		55.4%	102
Child was in an elementary school not associated with UVic out of school care		15.2%	28
Too expensive		35.9%	66
		Other (please specify)	63
		<i>answered question</i>	184
		<i>skipped question</i>	420

17. Do you have children with special needs?			Response Percent	Response Count
Yes			4.3%	18
No			95.7%	397
If yes, please comment on your childcare needs, and the availability and quality of special needs childcare at UVic and in the community.				17
			<i>answered question</i>	415
			<i>skipped question</i>	189

18. How many hours, on average, do you spend as the primary caregiver of a child or children in your household between the hours of 8am and 5pm on a weekday?			Response Count
			389
			<i>answered question</i>
			<i>skipped question</i>
			389
			215

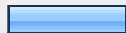


19. Has the fact that you have not been able to have your child in UVic daycare/out of school care required you to make compromises in:

		Response Percent	Response Count
The amount of time you can devote to your work		46.6%	162
Your productivity		33.0%	115
The quality of care you provide for your child/children		23.6%	82
The cost of care you provide for your child/children		21.0%	73
Not applicable (You never had a problem getting childcare)		41.1%	143
Please comment			152
answered question			348
skipped question			256



20. If you have been eligible for a leave of absence (study leave, parental leave, etc.) while at UVic please answer the following: Did availability of childcare affect whether you took a leave or how you spent the leave?

		Response Percent	Response Count
Yes		30.7%	85
No		69.3%	192
How did you handle childcare needs during and after your leave?			110
answered question			277
skipped question			327

21. If you currently have a young child, or are considering having a child, has the difficulty in accessing UVic daycare ever led you to consider working or studying elsewhere?

		Response Percent	Response Count
N/A		17.9%	65
Yes		32.2%	117
No		49.9%	181
Please comment			90
		answered question	363
		skipped question	241

22. Do you know of anyone who has left UVic or not taken a position at UVic due to limited availability of childcare?

		Response Percent	Response Count
Yes		25.5%	110
No		74.5%	322
Please comment			47
		answered question	432
		skipped question	172

23. Please add any other comments you may have regarding childcare at UVic.

		Response Count
		210
		answered question
		210
		skipped question
		394